


Introductory sub-table (I)(a)

Name of the Company: HB ESTATE DEVELOPERS LTD			
Scrip Code, Name of the scrip, class of security: 532334 - EQUITY SHARE, EQUITY			
Quarter ended: 31/03/2011			
Partly paid-up shares:-	No. of partly paid-up shares	As a % of total no. of partly paid-up shares	As a % of total no. of shares of the company
Held by promoter/promoter group	0	-0	0
Held by public	0	0	0
Total - D	0	0	0
Outstanding convertible securities:-	No. of outstanding securities	As a % of total no. of outstanding convertible securities	As a % of total no. of shares of the company, assuming full conversion of the convertible securities
Held by promoter/promoter group	0	0	0
Held by public	0	0	0
Total - E	0	0	0
Warrants:-	No. of warrants	As a % of total no. of warrants	As a % of total no. of shares of the company, assuming full conversion of warrants
Held by promoter/promoter group	0	0	0
Held by public	0	0	0
Total - F	0	0	0
Total paid-up capital of the company, assuming full conversion of warrants and convertible securities (Grand Total (A+B+C)+ D+E+F)		12042292	0

Total (A+B+C)	12042292
----------------------	-----------------





Distribution Schedule

HB ESTATE DEVELOPERS LIMITED

Distribution of	Equity Shares	as on	31/03/2011
Total Nominal value of Rs.	120422920.00	Nominal value of each share/unit Rs.	10.00
Total number of shares/units	12042292	Paid up value of each share/unit Rs.	10.00

TABLE I
Distribution of holdings



Shareholding of value of Rs.	Shareholders		Share holdings		
	Number	% to total	Shares	Amount	% to total
UPTO TO 5000	75303	99.57	3183255	31832550.00	26.43
5001 TO 10000	188	0.25	133539	1335390.00	1.11
10001 TO 20000	65	0.09	90354	903540.00	0.75
20001 TO 30000	20	0.03	50366	503660.00	0.42
30001 TO 40000	8	0.01	28471	284710.00	0.24
40001 TO 50000	11	0.01	50457	504570.00	0.42
50001 TO 100000	12	0.02	96280	962800.00	0.80
100001 and Above	24	0.03	8409570	84095700.00	69.83
** G Total	75631	100.00	12042292	120422920.00	100.00




Annexure II
HB ESTATE DEVELOPERS LIMITED

(1) (a) Statement showing Shareholding Pattern as on 31/03/2011

Category code (I)	Category of shareholder (II)	Number of shareholders (III)	Total Number of Shares (IV)	Number of shares held in dematerialized form (V)	Total Shareholding as a percentage of total no. of shares		Shares Pledged or otherwise encumbered	
					As a percentage of (A+B) (VI)	As a percentage of (A+B+C) (VII)	No. of shares (VIII)	As a percentage (IX)=(VIII)/(IV)*100
(A) Shareholding of promoter and promoter Group								
(1) Indian								
(a)	INDIVIDUALS/HUF	8	74,03,400	74,03,400	61.48	61.48	0	0.00
(b)	CENTRAL GOVERNMENT/STATE GOVERNMENT	0	0	0	0.00	0.00	0	0.00
(c)	BODIES CORPORATE	2	1,84,160	1,84,160	1.53	1.53	0	0.00
(d)	FINANCIAL INSTITUTIONS/BANKS	0	0	0	0.00	0.00	0	0.00
(e)	ANY OTHER (SPECIFY)	0	0	0	0.00	0.00	0	0.00
	Sub-Total (A) (1)	10	75,87,560	75,87,560	63.01	63.01	0	0.00
(2) Foreign								
(a)	INDIVIDUALS(NRI)/FOREIGN INDIVIDUALS	0	0	0	0.00	0.00	0	0.00
(b)	BODIES CORPORATE	0	0	0	0.00	0.00	0	0.00
(c)	INSTITUTIONS	0	0	0	0.00	0.00	0	0.00
(d)	ANY OTHER (SPECIFY)	0	0	0	0.00	0.00	0	0.00
	Sub-Total (A) (2)	0	0	0	0.00	0.00	0	0.00
	Total (A)	10	75,87,560	75,87,560	63.01	63.01	0	0.00
(B) Public shareholding								
(1) Institutions								
(a)	MUTUAL FUNDS/UTI	2	1,125	0	0.01	0.01	0	0.00
(b)	FINANCIAL INSTITUTIONS/BANKS	4	195	0	0.00	0.00	0	0.00
(c)	CENTRAL GOVERNMENT/STATE GOVERNMENT	0	0	0	0.00	0.00	0	0.00
(d)	VENTURE CAPITAL FUND	0	0	0	0.00	0.00	0	0.00
(e)	INSURANCE COMPANIES	0	0	0	0.00	0.00	0	0.00
(f)	FOREIGN INSTITUTIONAL INVESTORS	0	0	0	0.00	0.00	0	0.00
(g)	FOREIGN VENTURE CAPITAL INVESTORS	0	0	0	0.00	0.00	0	0.00
(h)	ANY OTHER SPECIFY	0	0	0	0.00	0.00	0	0.00
	Sub-Total (B) (1)	6	1,320	0	0.01	0.01	0	0.00
(2) Non-institutions								
(a)	BODIES CORPORATE	230	5,92,326	5,73,343	4.92	4.92	0	0.00
(b)	i) INDIVIDUALS -HOLD UPTO 1 LAKH (NOM VALUE)	74727	34,43,303	13,76,737	28.59	28.59	0	0.00
	ii) INDIVIDUALS -HOLD ABOVE 1 LAKH (NOM VALUE)	7	3,06,266	3,06,266	2.54	2.54	0	0.00
(c)	ANY OTHER (SPECIFY)- A) CLEARNG MEMBERS	25	7,974	7,974	0.07	0.07	0	0.00
	B) NON-RESIDENTS	626	1,03,543	38,460	0.86	0.86	0	0.00
	C) TRUST	0	0	0	0.00	0.00	0	0.00
	Sub-Total (B) (2)	75615	44,53,412	23,02,780	36.98	36.98	0	0.00
	Total (B)	75621	44,53,412	23,02,780	36.99	36.99	0	0.00




Category code	Category of shareholder	Number of shareholders	Total Number of Shares	Number of shares held in dematerialized form	Total Shareholding as a percentage of total no. of shares		Shares Pledged or otherwise encumbered	
					As a percentage of (A+B) (VI)	As a percentage of (A+B+C) (VII)	No. of shares (VIII)	As a percentage (IX)=(VIII)/(IV)*100
(I)	(II)	(III)	(IV)	(V)	(VI)	(VII)	(VIII)	(IX)
(C)	Shares held by Custodians and against which							
	Depository Receipts have been issued							
	SHARES HELD BY CUSTODIANS	0	0	0	0.00	0.00	0	0.00
	Sub-Total (C)	0	0	0	0.00	0.00	0	0.00
	Total (C)	0	0	0	0.00	0.00	0	0.00
	Grand-Total	75631	1,20,42,292	98,90,340	100.00	100.00	0	0.00



Annexure II
HB ESTATE DEVELOPERS LIMITED

(1) (b) Statement showing Shareholding of persons belonging to the category "Promoter and Promoter Group" as on 31/03/2011

Sr. No.	Folio# / DPID,CLID	Name of the shareholder	Total Shares held		Shares pledged or otherwise encumbered		
			Number	As a % of grand total (A)+(B)+(C)	Number	As a percentage $V1=(V)/(III)*100$	As a % of grand total (A)+(B)+(C) of sub-clauses (I) □ (a)
1	IN300931/10000053	Anju Bhasin	50	0.00	0	0.00	0.00
2	IN300931/10004914	Ayush Kapur	75,000	0.62	0	0.00	0.00
3	IN300931/10000012	H B Stockholdings Ltd	1,50,000	1.25	0	0.00	0.00
4	IN300931/10004906	Kanishk Kapur	75,000	0.62	0	0.00	0.00
5	IN300931/10022974	Lalit Bhasin	60,83,591	50.52	0	0.00	0.00
6	IN300931/10000045	Lalit Bhasin	9,79,759	8.14	0	0.00	0.00
7	IN300931/10000932	Mamta kapur	40,000	0.33	0	0.00	0.00
8	IN300931/10005925	Manasvin Arora	75,000	0.62	0	0.00	0.00
9	IN300931/10005916	Mehar Arora	75,000	0.62	0	0.00	0.00
10	IN300931/10003294	RRB MASTER HOLDINGS LIMITED	34,160	0.28	0	0.00	0.00
Grand-Total			75,87,560	63.01	0	0.00	0.00



Annexure II
HB ESTATE DEVELOPERS LIMITED

(1) (c) Statement showing Shareholding of persons belonging to the category "Public" and holding more than 1% of the total number of shares as on 31/03/2011

Sr. No.	Folio# / DPID,CLID	Name of the shareholder	Number of shares	Shares as a percentage of total number of shares (i.e Grand total (A+B+C)) in para(I)(a) above
1	IN300476/10139801	CHL LIMITED	2,59,984	2.16
2	IN300724/10102545	ROHIT KHULLAR MOHIT KHULLAR	1,85,340	1.54
Grand-Total			4,45,324	3.70



Annexure II
HB ESTATE DEVELOPERS LIMITED

(1) (d) Statement showing details of lock-in shares as on 31/03/2011

Sr. No.	Folio# / DPID,CLID	Name of the shareholder	Category of Shareholders (promoters/ Public)	Number of shares	Shares as a percentage of total number of shares (i.e Grand total (A+B+C)) in para(I)(a) above
		NIL		NIL	NIL
Grand-Total				NIL	NIL



Annexure II
HB ESTATE DEVELOPERS LIMITED

Shareholding Pattern as on 31/03/2011

(II) (a) Statement showing details of Depository Receipts (DRs)

Sr No.	Type of Outstanding DR (ADRs, GDRs,SDRs,etc.	Number of Outstanding DRs	Number of shares underlying outstanding DRs	Shares underlying outstanding DRs as a percentage of total number of shares {i.e. Grand Total (A)+(B) +(C) indicated in the statement at para (1) (a) above }
			NIL	
	TOTAL			

(II) (b) Statement showing Holding of Depository Receipts (DRs), where underlying shares are in excess of 1% of the total number of shares

Sr No.	Name of the DR Holder	Type of Outstanding DR (ADRs, GDRs,SDRs,etc.	Number of shares underlying outstanding DRs	Shares underlying outstanding DRs as a percentage of total number of shares {i.e. Grand Total (A)+(B) +(C) indicated in the statement at para (1) (a) above }
			NIL	
	TOTAL			

