



Distribution Schedule

HB ESTATE DEVELOPERS LIMITED

Distribution of Equity Shares as on 30/06/2010
 Total Nominal value of Rs. 120422920.00 Nominal value of each share/unit Rs. 10.00
 Total number of shares/units 12042292 Paid up value of each share/unit Rs. 10.00

**TABLE I
 Distribution of holdings**

Shareholding of value of Rs.	Shareholders		Share holdings		
	Number	% to total	Shares	Amount	% to total
UPTO TO 5000	77972	99.58	3309761	33097610.00	27.48
5001 TO 10000	181	0.23	130559	1305590.00	1.08
10001 TO 20000	63	0.08	87380	873800.00	0.73
20001 TO 30000	22	0.03	53873	538730.00	0.45
30001 TO 40000	13	0.02	46154	461540.00	0.38
40001 TO 50000	9	0.01	42253	422530.00	0.35
50001 TO 100000	14	0.02	111135	1111350.00	0.92
100001 and Above	25	0.03	8261177	82611770.00	68.60
** G Total	78299	100.00	12042292	120422920.00	100.00



Annexure II
HB ESTATE DEVELOPERS LIMITED

(1) (a) Statement showing Shareholding Pattern as on 30/06/2010

Category code (I)	Category of shareholder (II)	Number of shareholders (III)	Total Number of Shares (IV)	Number of shares held in dematerialized form (V)	Total Shareholding as a percentage of total no. of shares		Shares Pledged or otherwise encumbered	
					As a percentage of (A+B) (VI)	As a percentage of (A+B+C) (VII)	No. of shares (VIII)	As a percentage (IX)=(VIII)/(IV)*100
(A) Shareholding of promoter and promoter Group								
(1) Indian								
(a)	INDIVIDUALS/HUF	8	74,03,400	74,03,400	61.48	61.48	0	0.00
(b)	CENTRAL GOVERNMENT/STATE GOVERNMENT	0	0	0	0.00	0.00	0	0.00
(c)	BODIES CORPORATE	2	1,84,160	1,84,160	1.53	1.53	0	0.00
(d)	FINANCIAL INSTITUTIONS/BANKS	0	0	0	0.00	0.00	0	0.00
(e)	ANY OTHER (SPECIFY)	0	0	0	0.00	0.00	0	0.00
	Sub-Total (A) (1)	10	75,87,560	75,87,560	63.01	63.01	0	0.00
(2) Foreign								
(a)	INDIVIDUALS(NRI)/FOREIGN INDIVIDUALS	0	0	0	0.00	0.00	0	0.00
(b)	BODIES CORPORATE	0	0	0	0.00	0.00	0	0.00
(c)	INSTITUTIONS	0	0	0	0.00	0.00	0	0.00
(d)	ANY OTHER (SPECIFY)	0	0	0	0.00	0.00	0	0.00
	Sub-Total (A) (2)	0	0	0	0.00	0.00	0	0.00
	Total (A)	10	75,87,560	75,87,560	63.01	63.01	0	0.00
(B) Public shareholding								
(1) Institutions								
(a)	MUTUAL FUNDS/UTI	2	1,125	0	0.01	0.01	0	0.00
(b)	FINANCIAL INSTITUTIONS/BANKS	5	75,195	75,000	0.62	0.62	0	0.00
(c)	CENTRAL GOVERNMENT/STATE GOVERNMENT	0	0	0	0.00	0.00	0	0.00
(d)	VENTURE CAPITAL FUND	0	0	0	0.00	0.00	0	0.00
(e)	INSURANCE COMPANIES	0	0	0	0.00	0.00	0	0.00
(f)	FOREIGN INSTITUTIONAL INVESTORS	0	0	0	0.00	0.00	0	0.00
(g)	FOREIGN VENTURE CAPITAL INVESTORS	0	0	0	0.00	0.00	0	0.00
(h)	ANY OTHER SPECIFY	0	0	0	0.00	0.00	0	0.00
	Sub-Total (B) (1)	7	76,320	75,000	0.63	0.63	0	0.00
(2) Non-institutions								
(a)	BODIES CORPORATE	269	2,90,892	2,71,872	2.42	2.42	0	0.00
(b)	i) INDIVIDUALS -HOLD UPTO 1 LAKH (NOM VALUE)	77324	35,34,413	13,89,990	29.35	29.35	0	0.00
	ii) INDIVIDUALS -HOLD ABOVE 1 LAKH (NOM VALUE)	8	4,02,321	4,02,321	3.34	3.34	0	0.00
(c)	ANY OTHER (SPECIFY)- A) CLEARING MEMBERS	39	45,758	45,758	0.38	0.38	0	0.00
	B) NON-RESIDENTS	642	1,05,028	37,275	0.87	0.87	0	0.00
	C) TRUST	0	0	0	0.00	0.00	0	0.00
	Sub-Total (B) (2)	78282	43,78,412	21,47,216	36.36	36.36	0	0.00
	Total (B)	78289	44,54,732	22,22,216	36.99	36.99	0	0.00




Category code	Category of shareholder	Number of shareholders	Total Number of Shares	Number of shares held in dematerialized form	Total Shareholding as a percentage of total no. of shares		Shares Pledged or otherwise encumbered	
					As a percentage of (A+B) (VI)	As a percentage of (A+B+C) (VII)	No. of shares (VIII)	As a percentage (IX)=(VIII)/(IV)*100
(I)	(II)	(III)	(IV)	(V)	(VI)	(VII)	(VIII)	(IX)
(C)	Shares held by Custodians and against which							
	Depository Receipts have been issued							
	SHARES HELD BY CUSTODIANS	0	0	0	0.00	0.00	0	0.00
	Sub-Total (C)	0	0	0	0.00	0.00	0	0.00
	Total (C)	0	0	0	0.00	0.00	0	0.00
	Grand-Total	78299	1,20,42,292	98,09,776	100.00	100.00	0	0.00



**Annexure II
HB ESTATE DEVELOPERS LIMITED**

(1) (b) Statement showing Shareholding of persons belonging to the category "Promoter and Promoter Group" as on 30/06/2010

Sl. No.	Folio# / DPID, CLID	Name of the shareholder	Total Shares held		Shares pledged or otherwise encumbered		
			Number	As a % of grand total (A)+(B)+(C)	Number	As a percentage VI=(V)/ (III)*100	As a % of grand total (A)+(B)+(C) of sub-clauses (I) □(a)
1	IN300931/10000053	Anju Bhasin	50	0.00	0	0.00	0.00
2	IN300931/10004914	Ayush Kapur	75,000	0.62	0	0.00	0.00
3	IN300931/10000012	H B Stockholdings Ltd	1,50,000	1.25	0	0.00	0.00
4	IN300931/10000061	Harish Chander Bhasin	60,83,591	50.52	0	0.00	0.00
5	IN300931/10004906	Kanishk Kapur	75,000	0.62	0	0.00	0.00
6	IN300931/10000045	Lalit Bhasin	9,79,759	8.14	0	0.00	0.00
7	IN300931/10000932	Mamta kapur	40,000	0.33	0	0.00	0.00
8	IN300931/10005925	Manasvin Arora	75,000	0.62	0	0.00	0.00
9	IN300931/10005916	Mehar Arora	75,000	0.62	0	0.00	0.00
10	IN300931/10003294	RRB MASTER HOLDINGS LIMITED	34,160	0.28	0	0.00	0.00
Grand-Total			75,87,560	63.01	0	0.00	0.00




**Annexure II
HB ESTATE DEVELOPERS LIMITED**

(1) (c) Statement showing Shareholding of persons belonging to the category "Public" and holding more than 1% of the total number of shares as on 30/06/2010

Sr. No.	Folio# / DPID,CLID	Name of the shareholder	Number of shares	Shares as a percentage of total number of shares (i.e Grand total (A+B+C)) in para(I)(a) above
---------	--------------------	-------------------------	------------------	--

1	IN300724/10102545	ROHIT KHULLAR MOHIT KHULLAR	1,97,649	1.64
---	-------------------	--------------------------------	----------	------

Grand-Total	1,97,649	1.64
--------------------	----------	------



**Annexure II
HB ESTATE DEVELOPERS LIMITED**

(1) (d) Statement showing details of lock-in shares as on 30/06/2010

Sr. No.	Folio# / DPID,CLID	Name of the shareholder	Category of Shareholders (promoters/ Public)	Number of shares	Shares as a percentage of total number of shares (i.e Grand total (A+B+C)) in para(I)(a) above
		NIL		NIL	NIL

Grand-Total	NIL	NIL
--------------------	-----	-----



Annexure II
HB ESTATE DEVELOPERS LIMITED

Shareholding Pattern as on 30/06/2010

(II) (a) Statement showing details of Depository Receipts (DRs)

Sr No.	Type of Outstanding DR (ADRs, GDRs, SDRs, etc.)	Number of Outstanding DRs	Number of shares underlying outstanding DRs	Shares underlying outstanding DRs as a percentage of total number of shares {i.e. Grand Total (A)+(B) +(C) indicated in the statement at para (1) (a) above }
			NIL	
	TOTAL			

(II) (b) Statement showing Holding of Depository Receipts (DRs), where underlying shares are in excess of 1% of the total number of shares

Sr No.	Name of the DR Holder	Type of Outstanding DR (ADRs, GDRs, SDRs, etc.)	Number of shares underlying outstanding DRs	Shares underlying outstanding DRs as a percentage of total number of shares {i.e. Grand Total (A)+(B) +(C) indicated in the statement at para (1) (a) above }
			NIL	
	TOTAL			

