

Distribution Schedule

HB ESTATE DEVELOPERS LIMITED

Distribution of	Equity Shares	as on	30/06/2009
Total Nominal value of Rs.	120422920.00	Nominal value of each share/unit Rs.	10.00
Total number of shares/units	12042292	Paid up value of each share/unit Rs.	10.00

TABLE I
Distribution of holdings


Shareholding of value of Rs.	Shareholders		Share holdings		
	Number	% to total	Shares	Amount	% to total
UPTO TO 5000	81424	99.62	3445432	34454320.00	28.61
5001 TO 10000	184	0.23	130684	1306840.00	1.09
10001 TO 20000	59	0.07	82074	820740.00	0.68
20001 TO 30000	14	0.02	33245	332450.00	0.28
30001 TO 40000	9	0.01	30704	307040.00	0.25
40001 TO 50000	7	0.01	33906	339060.00	0.28
50001 TO 100000	18	0.02	140840	1408400.00	1.17
100001 and Above	18	0.02	8145407	81454070.00	67.64
** G Total	81733	100.00	12042292	120422920.00	100.00




Annexure II
HB ESTATE DEVELOPERS LIMITED

(1) (a) Statement showing Shareholding Pattern as on 30/06/2009

Category code (I)	Category of shareholder (II)	Number of shareholders (III)	Total Number of Shares (IV)	Number of shares held in dematerialized form (V)	Total Shareholding as a percentage of total no. of shares		Shares Pledged or otherwise encumbered	
					As a percentage of (A+B) (VI)	As a percentage of (A+B+C) (VII)	No. of shares (VIII)	As a percentage (IX)=(VIII)/(IV)*100
(A) Shareholding of promoter and promoter Group								
(1) Indian								
(a)	INDIVIDUALS/HUF	8	74,03,400	74,03,400	61.48	61.48	0	0.00
(b)	CENTRAL GOVERNMENT/STATE GOVERNMENT	0	0	0	0.00	0.00	0	0.00
(c)	BODIES CORPORATE	2	1,84,160	1,84,160	1.53	1.53	0	0.00
(d)	FINANCIAL INSTITUTIONS/BANKS	0	0	0	0.00	0.00	0	0.00
(e)	ANY OTHER (SPECIFY)	0	0	0	0.00	0.00	0	0.00
	Sub-Total (A) (1)	10	75,87,560	75,87,560	63.01	63.01	0	0.00
(2) Foreign								
(a)	INDIVIDUALS(NRI)/FOREIGN INDIVIDUALS	0	0	0	0.00	0.00	0	0.00
(b)	BODIES CORPORATE	0	0	0	0.00	0.00	0	0.00
(c)	INSTITUTIONS	0	0	0	0.00	0.00	0	0.00
(d)	ANY OTHER (SPECIFY)	0	0	0	0.00	0.00	0	0.00
	Sub-Total (A) (2)	0	0	0	0.00	0.00	0	0.00
	Total (A)	10	75,87,560	75,87,560	63.01	63.01	0	0.00
(B) Public shareholding								
(1) Institutions								
(a)	MUTUAL FUNDS/UTI	2	1,125	0	0.01	0.01	0	0.00
(b)	FINANCIAL INSTITUTIONS/BANKS	5	75,195	75,000	0.62	0.62	0	0.00
(c)	CENTRAL GOVERNMENT/STATE GOVERNMENT	0	0	0	0.00	0.00	0	0.00
(d)	VENTURE CAPITAL FUND	0	0	0	0.00	0.00	0	0.00
(e)	INSURANCE COMPANIES	0	0	0	0.00	0.00	0	0.00
(f)	FOREIGN INSTITUTIONAL INVESTORS	0	0	0	0.00	0.00	0	0.00
(g)	FOREIGN VENTURE CAPITAL INVESTORS	0	0	0	0.00	0.00	0	0.00
(h)	ANY OTHER SPECIFY	0	0	0	0.00	0.00	0	0.00
	Sub-Total (B) (1)	7	76,320	75,000	0.63	0.63	0	0.00
(2) Non-institutions								
(a)	BODIES CORPORATE	255	2,25,754	2,06,234	1.87	1.87	0	0.00
(b)	i) INDIVIDUALS -HOLD UPTO 1 LAKH (NOM VALUE)	80766	36,74,874	14,32,480	30.52	30.52	0	0.00
	ii) INDIVIDUALS -HOLD ABOVE 1 LAKH (NOM VALUE)	5	3,62,620	3,62,620	3.01	3.01	0	0.00
(c)	ANY OTHER (SPECIFY)- A) CLEARNG MEMBERS	36	8,371	8,371	0.07	0.07	0	0.00
	B) NON-RESIDENTS	654	1,06,793	37,365	0.89	0.89	0	0.00
	C) TRUST	0	0	0	0.00	0.00	0	0.00
	Sub-Total (B) (2)	81716	43,78,412	20,47,070	36.36	36.36	0	0.00
	Total (B)	81723	44,54,732	21,22,070	36.99	36.99	0	0.00



Category code (I)	Category of shareholder (II)	Number of shareholders (III)	Total Number of Shares (IV)	Number of shares held in dematerialized form (V)	Total Shareholding as a percentage of total no. of shares		Shares Pledged or otherwise encumbered	
					As a percentage of (A+B) (VI)	As a percentage of (A+B+C) (VII)	No. of shares (VIII)	As a percentage (IX)=(VIII)/(IV)*100
(C)	Shares held by Custodians and against which							
	Depository Receipts have been issued							
	SHARES HELD BY CUSTODIANS	0	0	0	0.00	0.00	0	0.00
	Sub-Total (C)	0	0	0	0.00	0.00	0	0.00
	Total (C)	0	0	0	0.00	0.00	0	0.00
	Grand-Total	81733	1,20,42,292	97,09,630	100.00	100.00	0	0.00




Annexure II

HB ESTATE DEVELOPERS LIMITED

(1) (b) Statement showing Shareholding of persons belonging to the category "Promoter and Promoter Group", as on 30/06/2009

Sr. No.	Folio# / DPID, CLID	Name of the shareholder	Total Shares held		Shares pledged or otherwise encumbered		
			Number	As a % of grand total (A)+(B)+(C)	Number	As a per-centage VI=(V)/ (III)*100	As a % of grand total (A)+(B)+(C) of sub-clauses (D) □ (a)
1	IN300931/10000053	Anju Bhasin	50	0.00	0	0.00	0.00
2	IN300931/10004914	Ayush Kapur	75,000	0.62	0	0.00	0.00
3	IN300931/10000012	H B Stockholdings Ltd	1,50,000	1.25	0	0.00	0.00
4	IN300931/10000061	Harish Chander Bhasin	60,83,591	50.52	0	0.00	0.00
5	IN300931/10004906	Kanishk Kapur	75,000	0.62	0	0.00	0.00
6	IN300931/10000045	Lalit Bhasin	9,79,759	8.14	0	0.00	0.00
7	IN300931/10000932	Mamta kapur	40,000	0.33	0	0.00	0.00
8	IN300931/10005925	Manasvin Arora	75,000	0.62	0	0.00	0.00
9	IN300931/10005916	Mehar Arora	75,000	0.62	0	0.00	0.00
10	IN300931/10003294	RRB MASTER HOLDINGS LIMITED	34,160	0.28	0	0.00	0.00
Grand-Total			75,87,560	63.01	0	0.00	0.00



Annexure II


HB ESTATE DEVELOPERS LIMITED

(1) (c) Statement showing Shareholding of persons belonging to the category "Public" and holding more than 1% of the total number of shares as on 30/06/2009

Sr. No.	Folio# / DPID,CLID	Name of the shareholder	Number of shares	Shares as a percentage of total number of shares (i.e Grand total (A+B+C)) in para(I)(a) above
---------	--------------------	-------------------------	------------------	--

1	IN300724/10102545	ROHIT KHULLAR MOHIT KHULLAR	1,97,924	1.64
---	-------------------	--------------------------------	----------	------


Grand-Total	1,97,924	1.64
--------------------	-----------------	-------------



Annexure II
HB ESTATE DEVELOPERS LIMITED

(1) (d) Statement showing details of lock-in shares as on 30/06/2009

Sr. No.	Folio# / DPID,CLID	Name of the shareholder	Category of Shareholders (promoters/ Public)	Number of shares	Shares as a percentage of total number of shares (i.e Grand total (A+B+C)) in para(I)(a) above
		NIL		NIL	NIL
Grand-Total				NIL	NIL



Annexure II
HB ESTATE DEVELOPERS LIMITED

Shareholding Pattern as on 30/06/2009

(II) (a) Statement showing details of Depository Receipts (DRs)

Sr No.	Type of Outstanding DR (ADRs, GDRs,SDRs,etc.	Number of Outstanding DRs	Number of shares underlying outstanding DRs	Shares underlying outstanding DRs as a percentage of total number of shares (i.e. Grand Total (A)+(B) +(C) indicated in the statement at para (1) (a) above }
			NIL	
	TOTAL			

(II) (b) Statement showing Holding of Depository Receipts (DRs), where underlying shares are in excess of 1% of the total number of shares

Sr No.	Name of the DR Holder	Type of Outstanding DR (ADRs, GDRs,SDRs,etc.	Number of shares underlying outstanding DRs	Shares underlying outstanding DRs as a percentage of total number of shares (i.e. Grand Total (A)+(B) +(C) indicated in the statement at para (1) (a) above }
			NIL	
	TOTAL			

