



## Distribution Schedule

### HB ESTATE DEVELOPERS LIMITED

Distribution of	Equity Shares	as on	31/12/2009
Total Nominal value of Rs.	120422920.00	Nominal value of each share/unit Rs.	10.00
Total number of shares/units	12042292	Paid up value of each share/unit Rs.	10.00

**TABLE I**  
**Distribution of holdings**

Shareholding of value of Rs.	Shareholders		Share holdings		
	Number	% to total	Shares	Amount	% to total
UPTO TO 5000	79696	99.60	3379533	33795330.00	28.06
5001 TO 10000	176	0.22	126255	1262550.00	1.05
10001 TO 20000	60	0.07	82888	828880.00	0.69
20001 TO 30000	20	0.03	47376	473760.00	0.39
30001 TO 40000	17	0.02	60531	605310.00	0.50
40001 TO 50000	9	0.01	43456	434560.00	0.36
50001 TO 100000	15	0.02	118921	1189210.00	0.99
100001 and Above	21	0.03	8183332	81833320.00	67.95
<b>** G Total</b>	<b>80014</b>	<b>100.00</b>	<b>12042292</b>	<b>120422920.00</b>	<b>100.00</b>




**Annexure II**  
**HB ESTATE DEVELOPERS LIMITED**

**(1) (a) Statement showing Shareholding Pattern as on 31/12/2009**

Category code (I)	Category of shareholder (II)	Number of shareholders (III)	Total Number of Shares (IV)	Number of shares held in dematerialized form (V)	Total Shareholding as a percentage of total no. of shares		Shares Pledged or otherwise encumbered	
					As a percentage of (A+B) (VI)	As a percentage of (A+B+C) (VII)	No. of shares (VIII)	As a percentage (IX)=(VIII)/(IV)*100
<b>(A) Shareholding of promoter and promoter Group</b>								
<b>(1) Indian</b>								
(a)	INDIVIDUALS/HUF	8	74,03,400	74,03,400	61.48	61.48	0	0.00
(b)	CENTRAL GOVERNMENT/STATE GOVERNMENT	0	0	0	0.00	0.00	0	0.00
(c)	BODIES CORPORATE	2	1,84,160	1,84,160	1.53	1.53	0	0.00
(d)	FINANCIAL INSTITUTIONS/BANKS	0	0	0	0.00	0.00	0	0.00
(e)	ANY OTHER (SPECIFY)	0	0	0	0.00	0.00	0	0.00
	Sub-Total (A) (1)	10	75,87,560	75,87,560	63.01	63.01	0	0.00
<b>(2) Foreign</b>								
(a)	INDIVIDUALS(NRI)/FOREIGN INDIVIDUALS	0	0	0	0.00	0.00	0	0.00
(b)	BODIES CORPORATE	0	0	0	0.00	0.00	0	0.00
(c)	INSTITUTIONS	0	0	0	0.00	0.00	0	0.00
(d)	ANY OTHER (SPECIFY)	0	0	0	0.00	0.00	0	0.00
	Sub-Total (A) (2)	0	0	0	0.00	0.00	0	0.00
	Total (A)	10	75,87,560	75,87,560	63.01	63.01	0	0.00
<b>(B) Public shareholding</b>								
<b>(1) Institutions</b>								
(a)	MUTUAL FUNDS/UTI	2	1,125	0	0.01	0.01	0	0.00
(b)	FINANCIAL INSTITUTIONS/BANKS	5	75,195	75,000	0.62	0.62	0	0.00
(c)	CENTRAL GOVERNMENT/STATE GOVERNMENT	0	0	0	0.00	0.00	0	0.00
(d)	VENTURE CAPITAL FUND	0	0	0	0.00	0.00	0	0.00
(e)	INSURANCE COMPANIES	0	0	0	0.00	0.00	0	0.00
(f)	FOREIGN INSTITUTIONAL INVESTORS	0	0	0	0.00	0.00	0	0.00
(g)	FOREIGN VENTURE CAPITAL INVESTORS	0	0	0	0.00	0.00	0	0.00
(h)	ANY OTHER SPECIFY	0	0	0	0.00	0.00	0	0.00
	Sub-Total (B) (1)	7	76,320	75,000	0.63	0.63	0	0.00
<b>(2) Non-institutions</b>								
(a)	BODIES CORPORATE	261	2,62,040	2,42,520	2.18	2.18	0	0.00
(b)	i) INDIVIDUALS -HOLD UPTO 1 LAKH (NOM VALUE)	79026	35,97,393	13,99,694	29.87	29.87	0	0.00
	ii) INDIVIDUALS -HOLD ABOVE 1 LAKH (NOM VALUE)	6	3,73,220	3,73,220	3.10	3.10	0	0.00
(c)	ANY OTHER (SPECIFY)- A) CLEARNG MEMBERS	52	36,141	36,141	0.30	0.30	0	0.00
	B) NON-RESIDENTS	652	1,09,618	40,640	0.91	0.91	0	0.00
	C) TRUST	0	0	0	0.00	0.00	0	0.00
	Sub-Total (B) (2)	79997	43,78,412	20,92,215	36.36	36.36	0	0.00
	Total (B)	80004	44,54,732	21,67,215	36.99	36.99	0	0.00




Category code	Category of shareholder	Number of shareholders	Total Number of Shares	Number of shares held in dematerialized form	Total Shareholding as a percentage of total no. of shares		Shares Pledged or otherwise encumbered	
					As a percentage of (A+B) (VI)	As a percentage of (A+B+C) (VII)	No. of shares (VIII)	As a percentage (IX)=(VIII)/(IV)*100
(I)	(II)	(III)	(IV)	(V)	(VI)	(VII)	(VIII)	(IX)
(C)	<b>Shares held by Custodians and against which</b>							
	<b>Depository Receipts have been issued</b>							
	SHARES HELD BY CUSTODIANS	0	0	0	0.00	0.00	0	0.00
	Sub-Total (C)	0	0	0	0.00	0.00	0	0.00
	Total (C)	0	0	0	0.00	0.00	0	0.00
	Grand-Total	80014	1,20,42,292	97,54,775	100.00	100.00	0	0.00



**Annexure II**  
**HB ESTATE DEVELOPERS LIMITED**  
**(1) (b) Statement showing Shareholding of persons belonging to the category**  
**"Promoter and Promoter Group" as on 31/12/2009**

Sr. No.	Folio# / DPID,CLID	Name of the shareholder	Total Shares held		Shares pledged or otherwise encumbered			
			Number	As a % of grand total (A)+(B)+(C)	Number	As a per-centage VI=(V)/ (III)*100	As a % of grand total (A)+(B)+(C) of sub-clauses (1) □ (a)	
1	IN300931/10000053	Anju Bhasin	50	0.00	0	0.00	0.00	0.00
2	IN300931/10004914	Ayush Kapur	75,000	0.62	0	0.00	0.00	0.00
3	IN300931/10000012	H B Stockholdings Ltd	1,50,000	1.25	0	0.00	0.00	0.00
4	IN300931/10000061	Harish Chander Bhasin	60,83,591	50.52	0	0.00	0.00	0.00
5	IN300931/10004906	Kanishk Kapur	75,000	0.62	0	0.00	0.00	0.00
6	IN300931/10000045	Lalit Bhasin	9,79,759	8.14	0	0.00	0.00	0.00
7	IN300931/10000932	Mamta kapur	40,000	0.33	0	0.00	0.00	0.00
8	IN300931/10005925	Manasvin Arora	75,000	0.62	0	0.00	0.00	0.00
9	IN300931/10005916	Mehar Arora	75,000	0.62	0	0.00	0.00	0.00
10	IN300931/10003294	RRB MASTER HOLDINGS LIMITED	34,160	0.28	0	0.00	0.00	0.00
<b>Grand-Total</b>			<b>75,87,560</b>	<b>63.01</b>	<b>0</b>	<b>0.00</b>	<b>0.00</b>	<b>0.00</b>



**Annexure II**


**HB ESTATE DEVELOPERS LIMITED**

**(1) (c) Statement showing Shareholding of persons belonging to the category "Public" and holding more than 1% of the total number of shares as on 31/12/2009**

Sr. No.	Folio# / DPID,CLID	Name of the shareholder	Number of shares	Shares as a percentage of total number of shares (i.e Grand total (A+B+C)) in para(I)(a) above
---------	--------------------	-------------------------	------------------	--

IN300724/10102545	ROHIT KHULLAR		1,97,924	1.64
	MOHIT KHULLAR			


<b>Grand-Total</b>	<b>1,97,924</b>	<b>1.64</b>
--------------------	-----------------	-------------



**Annexure II  
HB ESTATE DEVELOPERS LIMITED**

**(1) (d) Statement showing details of lock-in shares as on 31/12/2009**

Sr. No.	Folio# / DPID,CLID	Name of the shareholder	Category of Shareholders (promoters/ Public)	Number of shares	Shares as a percentage of total number of shares (i.e Grand total (A+B+C)) in para(I)(a) above
		NIL		NIL	NIL
<b>Grand-Total</b>				NIL	NIL



**Annexure II**  
**HB ESTATE DEVELOPERS LIMITED**

Shareholding Pattern as on 31/12/2009

**(II) (a) Statement showing details of Depository Receipts (DRs)**

Sr No.	Type of Outstanding DR (ADRs, GDRs,SDRs,etc.	Number of Outstanding DRs	Number of shares underlying outstanding DRs	Shares underlying outstanding DRs as a percentage of total number of shares {i.e. Grand Total (A)+(B) +(C) indicated in the statement at para (1) (a) above }
			<b>NIL</b>	
	<b>TOTAL</b>			

**(II) (b) Statement showing Holding of Depository Receipts (DRs), where underlying shares are in excess of 1% of the total number of shares**

Sr No.	Name of the DR Holder	Type of Outstanding DR (ADRs, GDRs,SDRs,etc.	Number of shares underlying outstanding DRs	Shares underlying outstanding DRs as a percentage of total number of shares {i.e. Grand Total (A)+(B) +(C) indicated in the statement at para (1) (a) above }
			<b>NIL</b>	
	<b>TOTAL</b>			

